



Let's Enroll Your Student at Teachwell Academy

Getting started at Teachwell Academy means providing up-to-date personal information about your student and how best to communicate with members of your family. Until enrollment is complete, students may not be granted access to school grounds, equipment, or staff members.

LAST DAY TO ENROLL

Tuesday, AUGUST 13

STEP 1: COMPLETE

Read and complete everything
printed on white paper

*We need this information on
every student enrolled at Teachwell*



**TEACHWELL ACADEMY POLICY
SIGNATURE PAGE**



STUDENT INFORMATION FORM



LUNCH FORMS

STEP 2: CHECK

You might need to complete forms
printed on green paper

*We need this information
if you think it applies to the student.*



**MEDICATION
SELF-ADMINISTRATION**

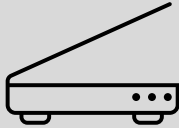


MEDICATION AUTHORIZATION

STEP 3: RETURN THEM TO US

Teachwell makes it convenient to enroll. There are three ways to get us the information we need.

PEN AND PAPER

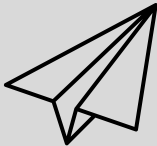


Use a pen.

Print clearly.

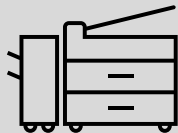
Scan or take a photo of the forms.

SEND TO TEACHWELL



Email them to:

Sarah.Kanable@teachwell.org



Or fax them to:
605-367-6036

IN PERSON



Contact Teachwell.

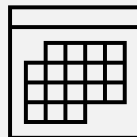
Choose an available time.

Complete forms with a member of Team Teachwell.

CALL FIRST



Make an appointment by calling 605-367-7680.



Schedule a time to meet us between 9 am and 3 pm.



824 E. 14th Street
Sioux Falls, SD 57104

ONLINE

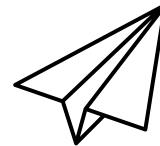


Visit <http://bit.ly/Teachwell>

Download fillable forms.

Make sure to save your changes.

SEND TO TEACHWELL



Email them to:

Sarah.Kanable@teachwell.org